

Specifications of „size 4” housings and short overview of installation possibilities for series A 32 and D 50 inserts

Housings

Material:	Aluminium die casting
Surface:	Powder coated
Locking levers:	Zinc-plated steel
Housing seal:	NBR
Temperature range:	- 40 °C up to + 125 °C (depending on cable gland)
Protection degree acc. to DIN EN 60 529:	IP 65 (in locked condition)

The housings shown on the following pages can be equipped with the inserts listed below:

	Screw terminal inserts				Crimp contact carriers			
A 32	Female insert, screw terminal, with wire protection 1-16 Part no. 700 116	Female insert, screw terminal, with wire protection 17-32 Part no. 700 132	Male insert screw terminal, with wire protection 1-16 Part no. 700 216	Male insert, screw terminal, with wire protection 17-32 Part no. 700 232	Crimp contact carrier for sleeve contacts 1-16 Part no. 700 316	Crimp contact carrier for sleeve contacts 17-32 Part no. 700 332	Crimp contact carrier for pin contacts 1-16 Part no. 700 416	Crimp contact carrier for pin contacts 17-32 Part no. 700 432
D 50					Crimp contact carrier for sleeve contacts Part no. 2 x 720 325	Crimp contact carrier for pin contacts Part no. 2 x 720 425		

4 The page reference at the left of the table guides you to the detailed overview of inserts.

Contacts for crimp contact carriers of series ...


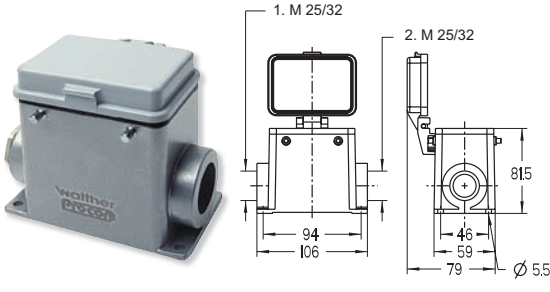
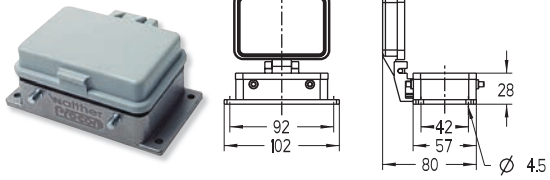
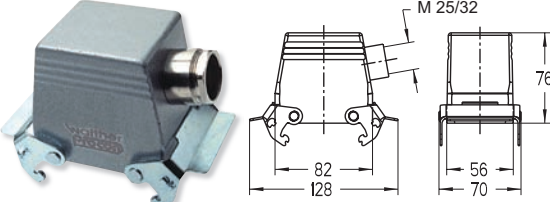
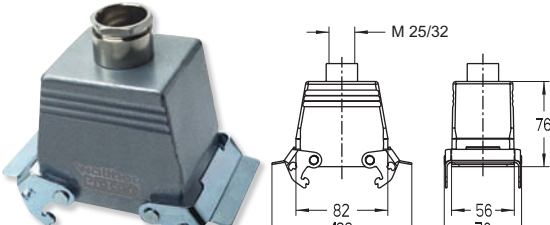
A 32: see page 18

D 50: see page 48


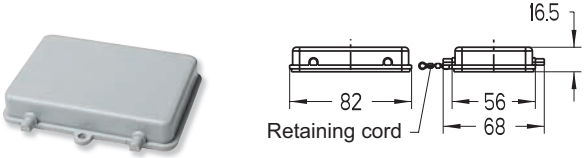
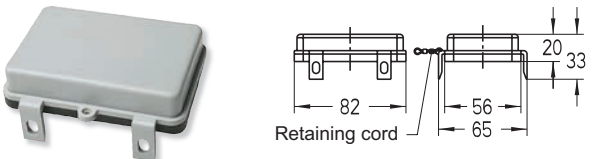


Description	Previous part number	New part number	M	Housings for series A 32 and D 50	
Housings: double locking system					
Wall mount housings, height 81.5 mm with double locking system					
with collar with cable gland	701 032 OV 701 032	T 701 032 MS T 701 032 MV	1 x M 25		10 483 505
with collar with cable gland	701 132 OV 701 132	T 701 132 MS T 701 132 MV	2 x M 25		479 522
with collar with cable gland	701 832 OV 701 832	T 701 832 MS T 701 832 MV	1 x M 32		459 495
with collar with cable gland	707 132 OV 707 132	T 707 132 MS T 707 132 MV	2 x M 32		474 517
Panel housing, height 28 mm with double locking system					
Panel cut out 76 x 48 mm	704 132				10 156
Coupler hoods, height 78 mm with double locking system, top cable entry					
with threaded hole with collar with cable gland	703 632 OS 703 632 OV 703 632	T 703 632 T 703 632 MS T 703 632 MV	1 x M 25		10 280 300 320
with threaded hole with collar with cable gland	703 732 OS 703 732 OV 703 732	T 703 732 T 703 732 MS T 703 732 MV	1 x M 32		275 320 340
Hoods, height 76 mm for double locking system, side cable entry					
with threaded hole with collar with cable gland	708 032 OS 708 032 OV 708 032	T 708 032 T 708 032 MS T 708 032 MV	1 x M 25		10 244 268 290
with threaded hole with collar with cable gland	708 132 OS 708 132 OV 708 132	T 708 132 T 708 132 MS T 708 132 MV	1 x M 32		242 276 313
Hoods, height 76 mm for double locking system, top cable entry					
with threaded hole with collar with cable gland	708 232 OS 708 232 OV 708 232	T 708 232 T 708 232 MS T 708 232 MV	1 x M 25		10 251 275 297
with threaded hole with collar with cable gland	708 332 OS 708 332 OV 708 332	T 708 332 T 708 332 MS T 708 332 MV	1 x M 32		247 281 316

10

Description	Previous part number	New part number		Housings for series A 32 and D 50	
Housings: double locking system					
Wall mount housings, height 81.5 mm for double locking system, with hinged cover					
with collar with cable gland	701 232 OV 701 232	T 701 232 MS T 701 232 MV	1 x M 25		10 444 465
with collar with cable gland	701 332 OV 701 332	T 701 332 MS T 701 332 MV	2 x M 25		463 486
with collar with cable gland	707 232 OV 707 232	T 707 232 MS T 707 232 MV	1 x M 32		439 461
with collar with cable gland	707 332 OV 707 332	T 707 332 MS T 707 332 MV	2 x M 32		458 483
Panel housing, height 28 mm for double locking system, with hinged cover					
Panel cut out 76 x 48 mm	704 232				10 121
Hoods, height 76 mm with double locking system, side cable entry					
with threaded hole with collar with cable gland	703 032 OS 703 032 OV 703 032	T 703 032 T 703 032 MS T 703 032 MV	1 x M 25		10 316 340 361
with threaded hole with collar with cable gland	703 132 OS 703 132 OV 703 132	T 703 132 T 703 132 MS T 703 132 MV	1 x M 32		321 355 391
Hoods, height 76 mm with double locking system, top cable entry					
with threaded hole with collar with cable gland	703 232 OS 703 232 OV 703 232	T 703 232 T 703 232 MS T 703 232 MV	1 x M 25		10 315 339 360
with threaded hole with collar with cable gland	703 332 OS 703 332 OV 703 332	T 703 332 T 703 332 MS T 703 332 MV	1 x M 32		320 354 390

10

Description	Part no.	M	Housings for series A 32 and D 50	
Protective covers: plastic				
<p>Protective cover for housings with double locking levers</p> <p>with retaining cord</p>	700 627			<p>10</p> <p>17</p>
<p>Protective cover with sealing for housings without double locking levers</p> <p>with retaining cord</p>	700 629			<p>10</p> <p>23</p>